

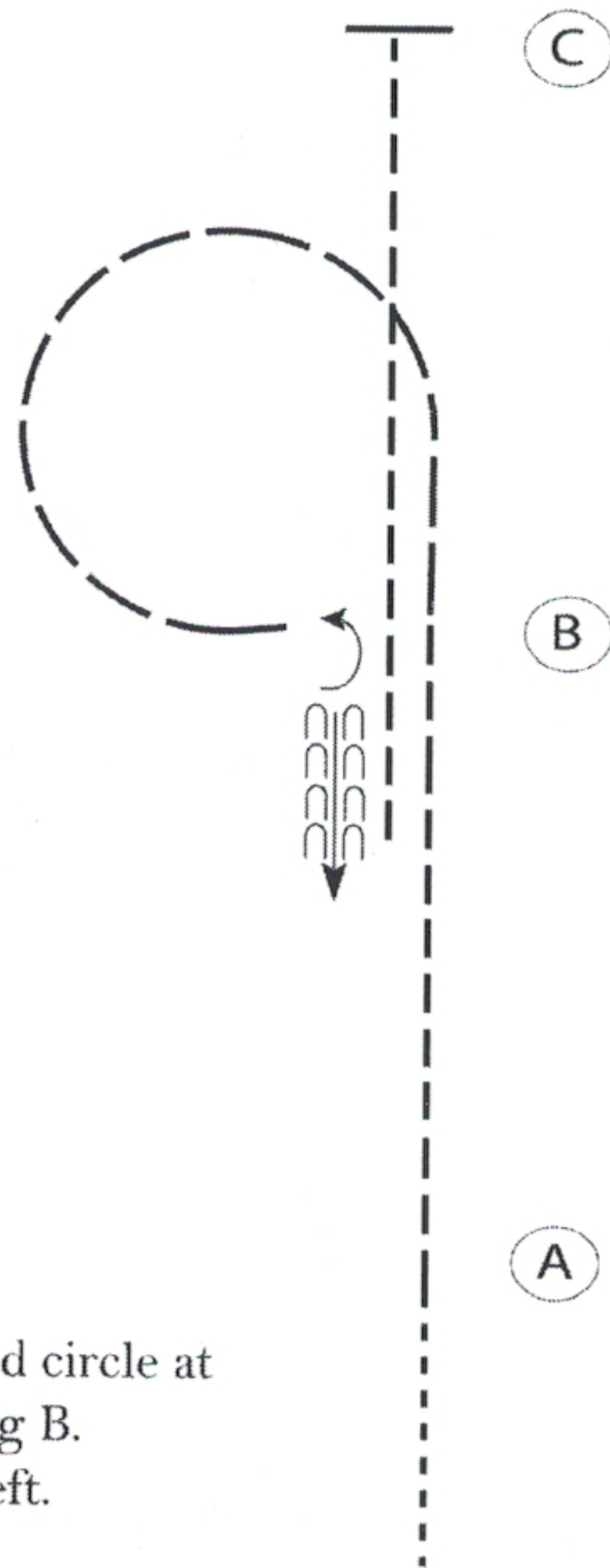
CWQHA SPRING SHOW

HORSEMANSHIP (SMALL FRY & ALL WALK TROT) OAB 10 + UNDER,

Show Date: MARCH 28-29, 2026

www.HorseShowPatterns.com

www.HorseShowPatterns.com



Begin before A at a walk.

1. Jog from A to B.
2. At B, extend the jog and circle at B as shown. Stop facing B.
3. Turn 1/4 turn to the left.
4. Back one horse length.
5. Jog to C. Stop at C.

Follow the instructions of your ring steward.

Walk	-----
Jog	- - - - -
Extended Jog	- - - - -
Lope	—————
Leg Yield	
Lead Change	—/—
Back	← — — — — — — — — —
Marker	⊙
Sidepass	← — — — — →

[WH/WT-17]

Pattern Provided by:
Jill and Murray Griggs

CWQHA SPRING SHOW

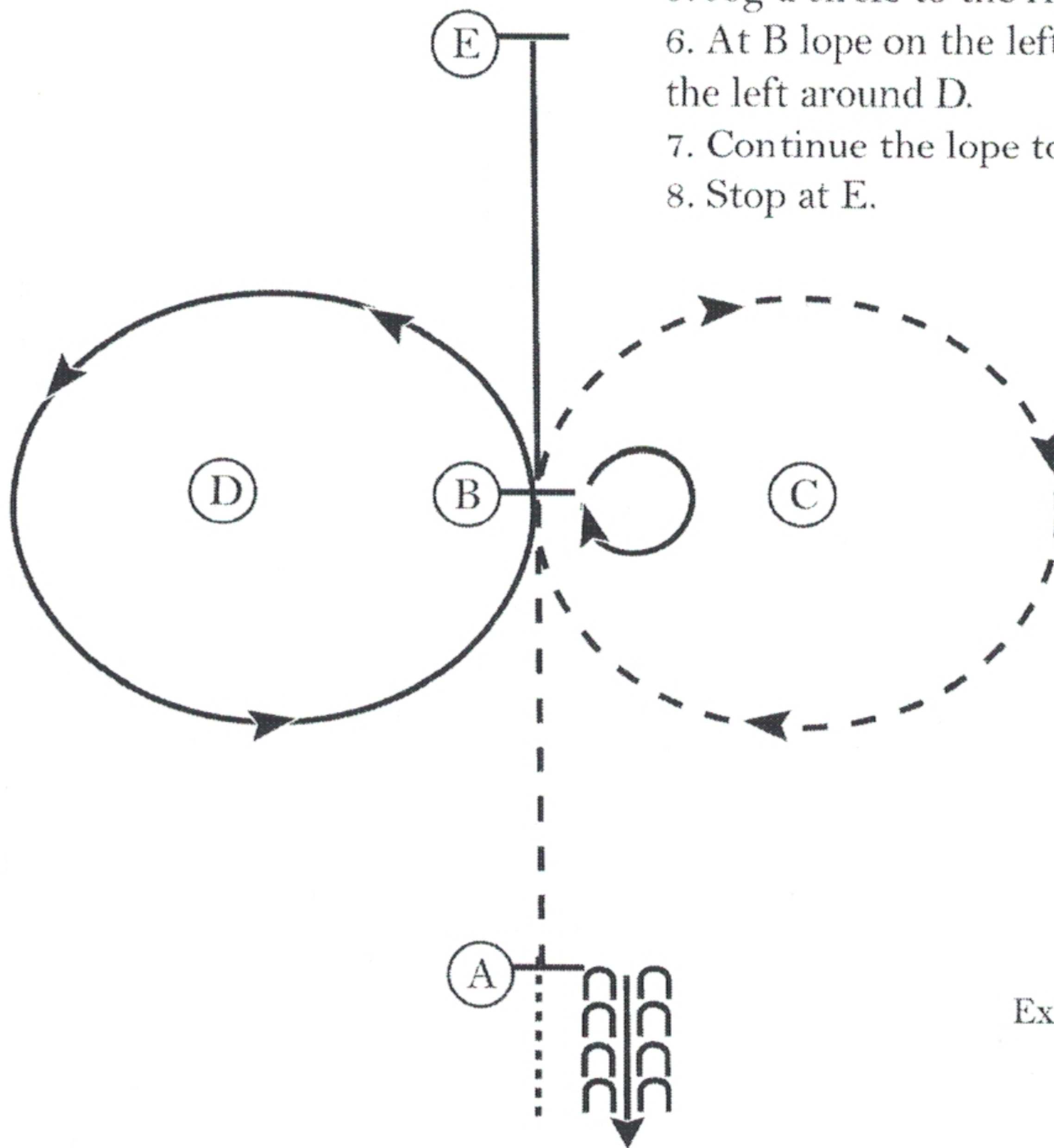
HORSEMANSHIP (ROOKIE AND LEVEL 1 YOUTH/AMATEUR)

Show Date: MARCH 28-29, 2026

www.HorseShowPatterns.com

www.HorseShowPatterns.com

1. Walk to A.
2. At A stop and back 3 steps.
3. Jog A to B.
4. Stop at B and perform a 360 degree turn to the right.
5. Jog a circle to the right around C.
6. At B lope on the left lead, lope a circle to the left around D.
7. Continue the lope to E.
8. Stop at E.



Walk
Jog	-----
Extended Jog	- - - - -
Lope	—————
Leg Yield	
Lead Change	↘
Back	←←←
Marker	(B)
Sidepass	←←←

[WH/1-16]

Pattern Provided by:
Jill and Murray Griggs

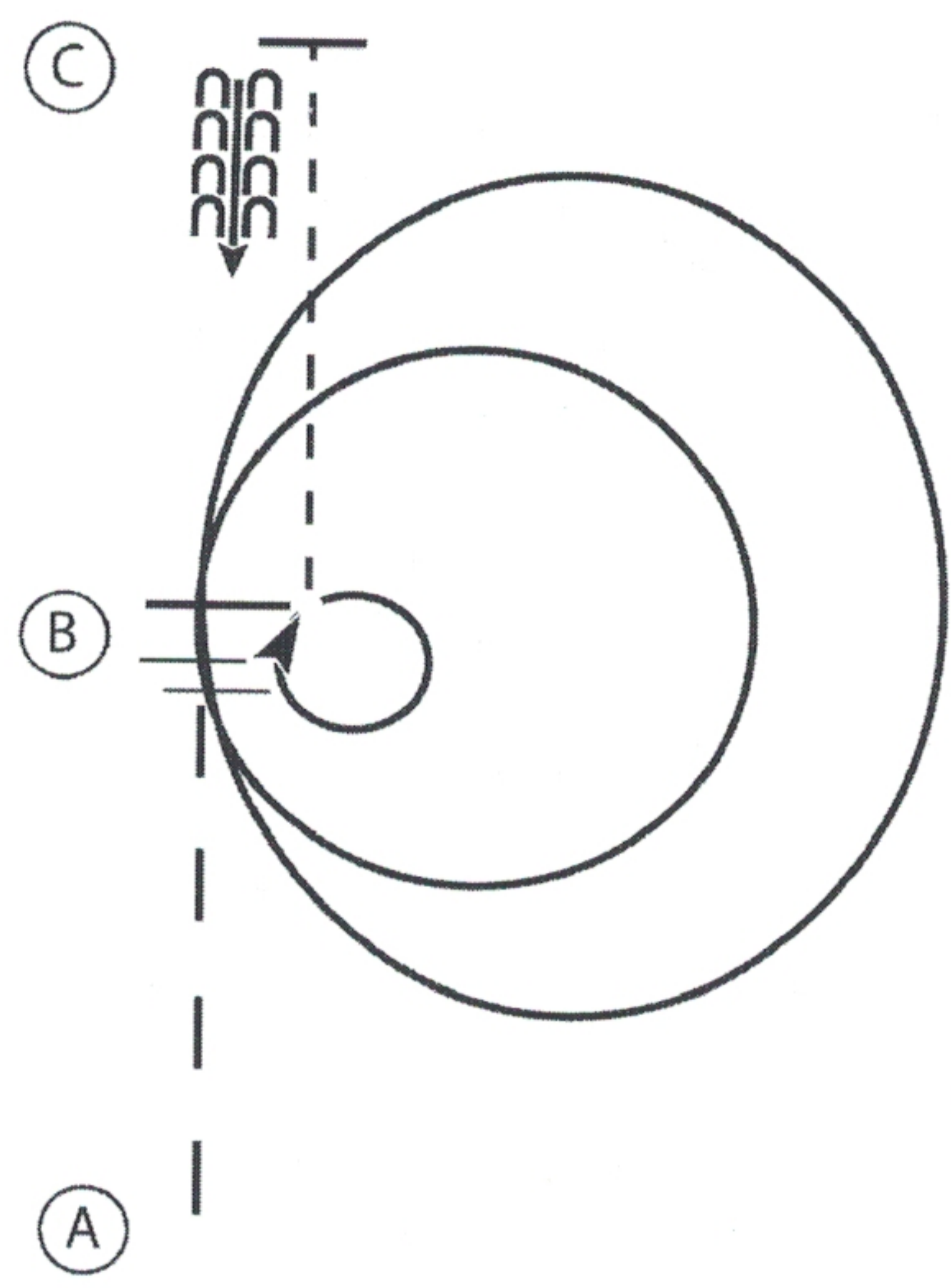
CWQHA SPRING SHOW

HORSEMANSHIP (YOUTH/AMATEUR/SELECT)

Show Date: MARCH 28-29, 2026

www.HorseShowPatterns.com

www.HorseShowPatterns.com



1. Extend the jog A to B
2. At B lope a circle to the right on the left lead
3. At B change leads and continue with speed in a circle to the right
4. Stop at B and perform a 360 to the right
5. Jog B to C
6. Stop at C and back 4 steps

Walk
Jog	-----
Extended Jog	-----
Lope	—————
Leg Yield	
Lead Change	↗ ↘
Back	←←←←
Marker	(B)
Sidepass	←-----→

[WH/3-14]

Pattern Provided by:
Jill and Murray Griggs

©2026 HorseShowPatterns.com. All Rights Reserved.