

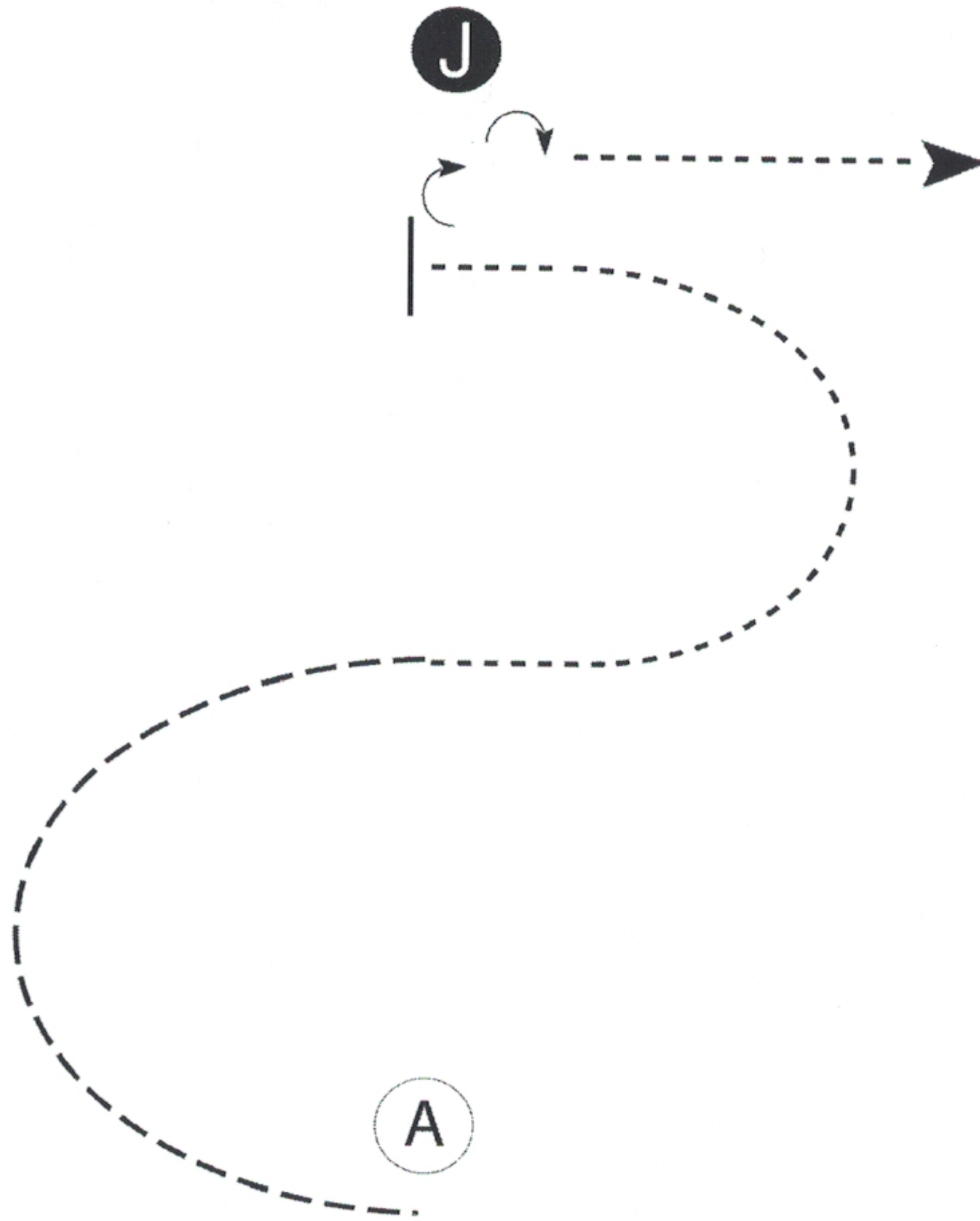
CWQHA SPRING SHOW

OAB 10 & UNDER,
SHOWMANSHIP (SMALL FRY & ALL WALK TROT)

Show Date: MARCH 28-29, 2026

www.HorseShowPatterns.com

www.HorseShowPatterns.com



Be ready at A.

1. Trot a half circle to center of pattern.
2. Break to a walk and walk a half circle.
3. Stop, perform a 1/4 turn, and set up for inspection.
4. When dismissed, perform a 1/4 turn.
5. Walk to exit.

Follow the instructions of your ring steward.

Walk	-----
Trot	- - - - -
Back	←
Marker	ⓑ
Judge	ⓐ

[S/WT-86]

Pattern Provided by:
Jill and Murray Griggs

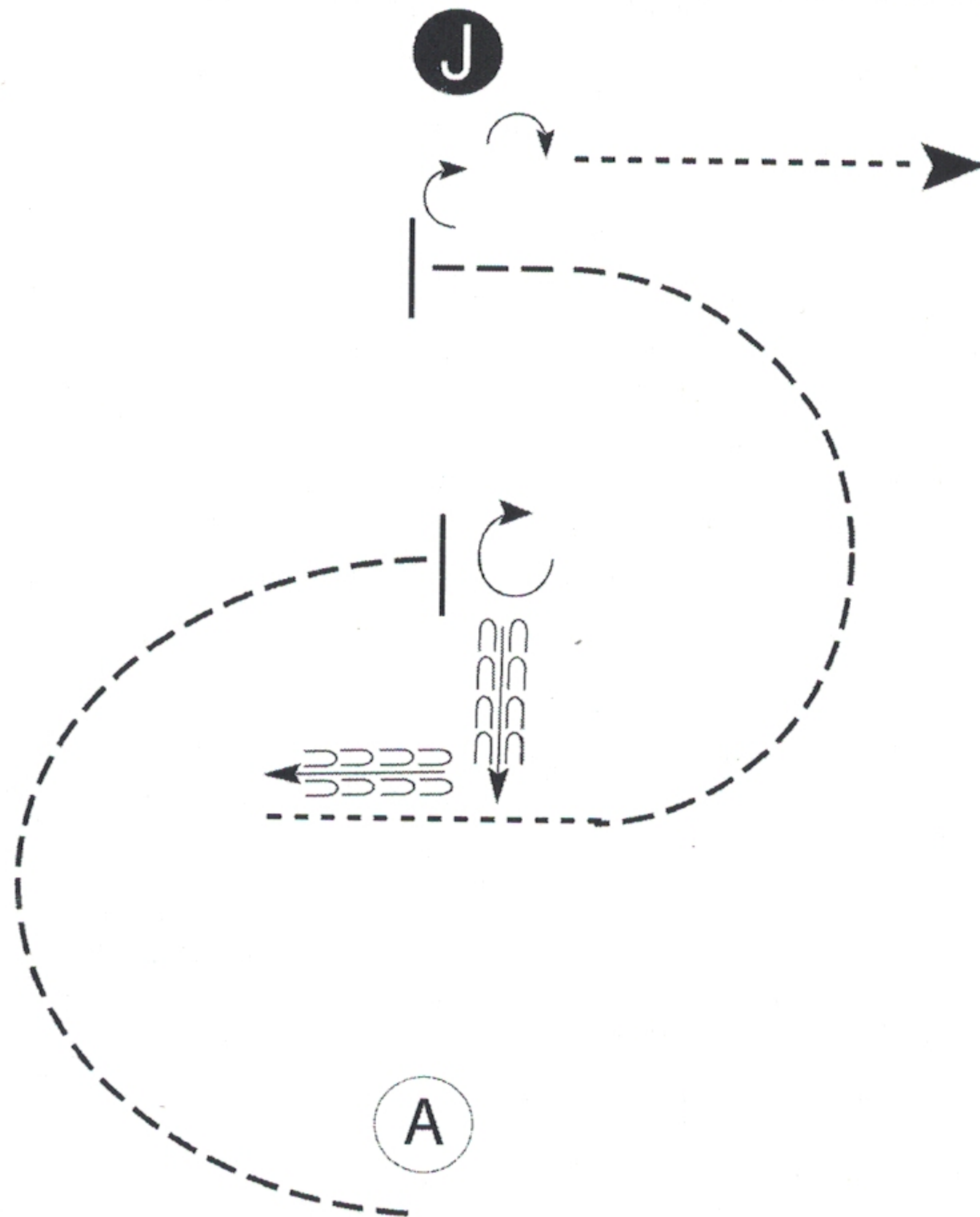
CWQHA SPRING SHOW

SHOWMANSHIP (ROOKIE & LEVEL 1 YOUTH & AMATEUR)

Show Date: MARCH 28-29, 2026

www.horsethows.com

www.horsethows.com



Be ready at A.

1. Trot a half circle to center of pattern.
2. Stop and perform a 3/4 turn.
3. Back a square corner.
4. Walk 2-3 horse lengths.
5. Trot a half circle.
6. Perform a 1/4 turn and set up for inspection.
7. When dismissed, perform a 1/4 turn.
8. Walk to exit.

Follow the instructions of your ring steward.

Walk	-----
Trot	- - - - -
Back	←
Marker	(B)
Judge	(J)

[S/2-86]

Pattern Provided by:
Jill and Murray Griggs

©2026 HorseShowPatterns.com. All Rights Reserved.

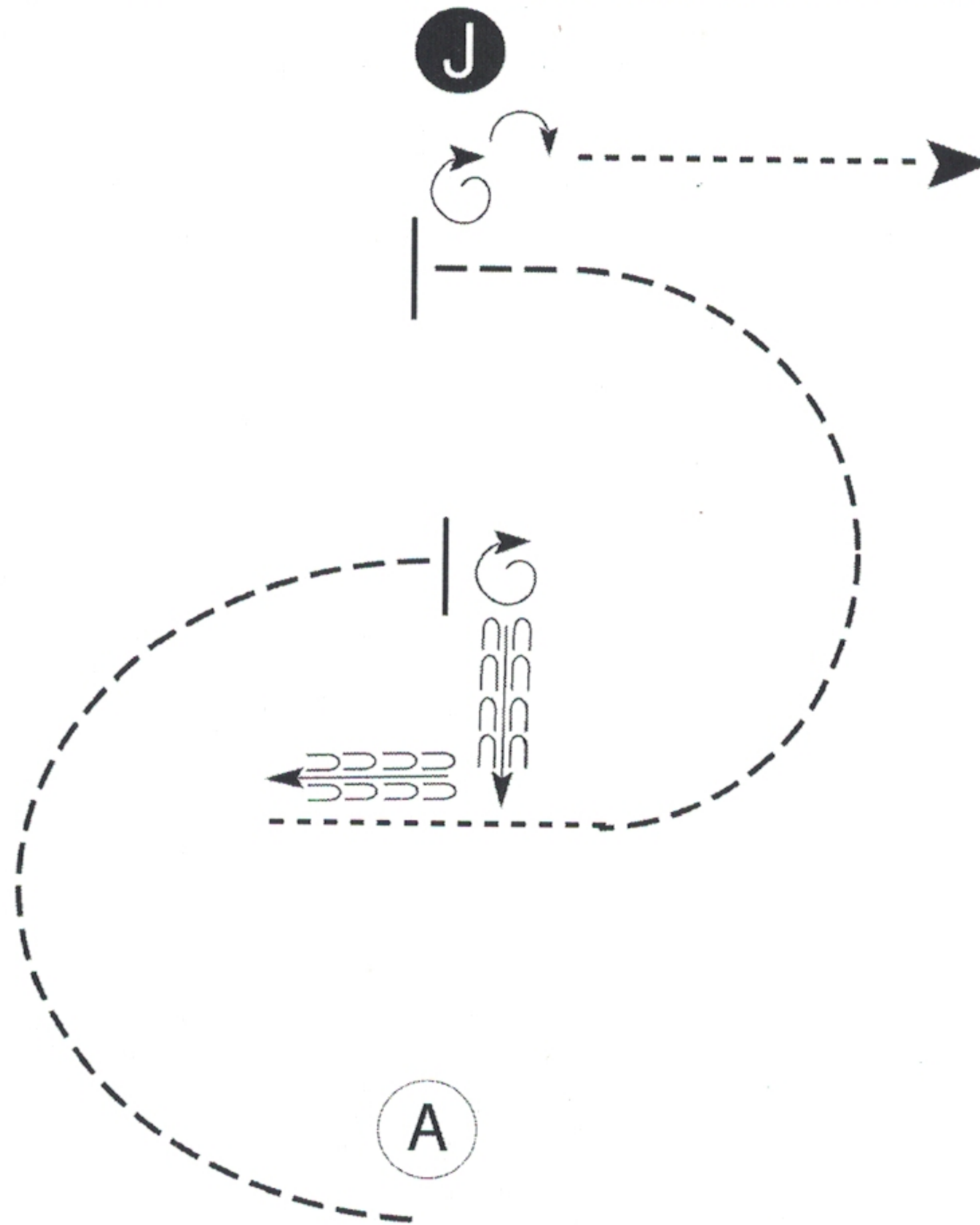
CWQHA SPRING SHOW

SHOWMANSHIP (YOUTH/AMATEUR/SELECT)

Show Date: MARCH 28-29, 2026

www.HorseShowPatterns.com

www.HorseShowPatterns.com



Be ready at A.

1. Trot a half circle to center of pattern.
2. Stop and perform a 1 3/4 turn.
3. Back a square corner.
4. Walk 2-3 horse lengths.
5. Trot a half circle.
6. Perform a 1 1/4 turn and set up for inspection.
7. When dismissed, perform a 1/4 turn.
8. Walk to exit.

Follow the instructions of your ring steward.

Walk	-----
Trot	- - - - -
Back	← ← ← ← ←
Marker	ⓑ
Judge	ⓐ

[S/3-86]

Pattern Provided by:
Jill and Murray Griggs

©2026 HorseShowPatterns.com. All Rights Reserved.